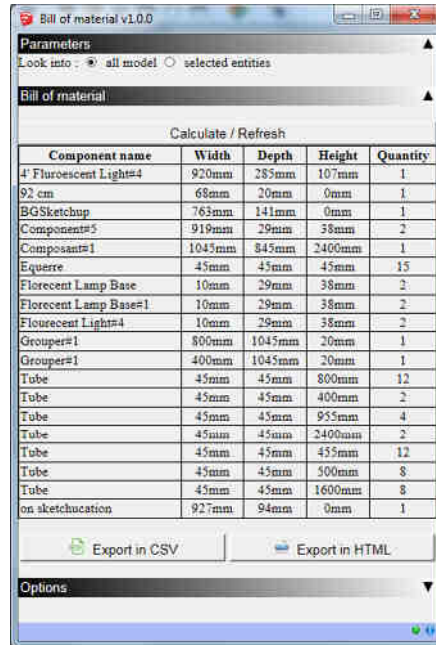


BILL OF MATERIAL PLUGIN

-- Help file --

Created by BGSketchup, on September, 2014. Based on plugin version 1.1.0



Why to use it ?

This plugin will allow you to list components in your model, with dimensions for each.

Main functions:

- Lists all instance of your component in your model or selected objects
- Allow export the list in CSV and HTML files.

How to install:

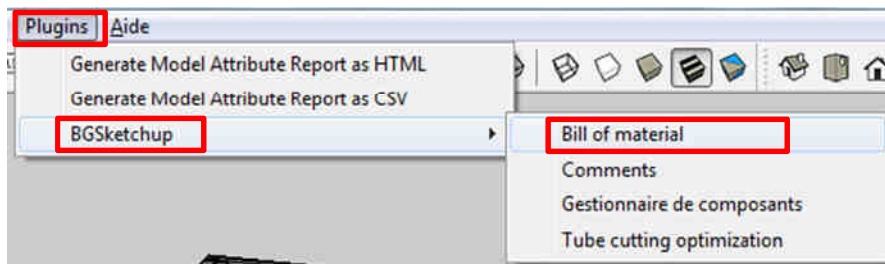
- SketchUp 8 or earlier : rename “.rbz” file in “.zip” file, uncompress and save file in SU install folder / Plugins
- SketchUp 2013 or later : click on window/preference, then “extension”, then “install extension” and choose “.rbz” file

Note : you may need to restart SketchUp to make it works.

To access to the plugin :

To access the main interface window, click, in SketchUp menus, on Plugins/BGSketchup/Bill of material.

Note that menu names may change according selected language (English by default).



Main interface :

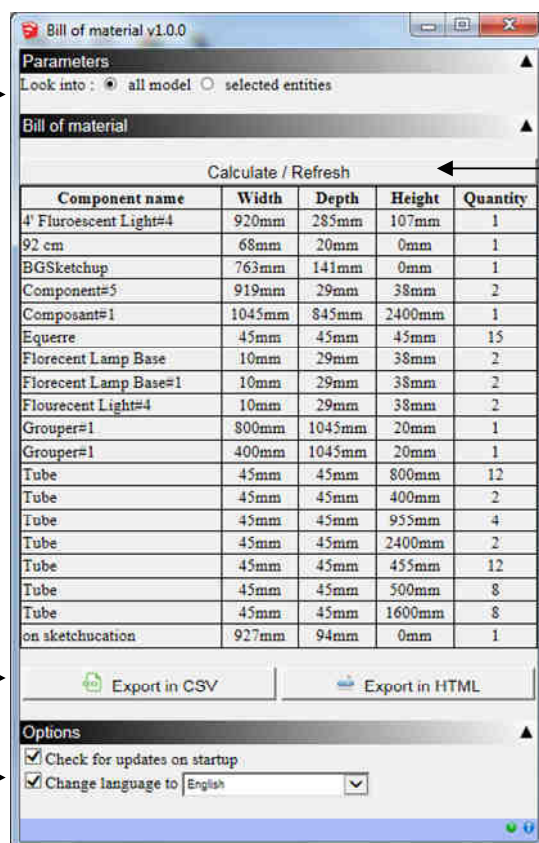
Plugin main window :

Region where to look for in the model.

The bill of material

Export buttons

Options



Button to raise the list

About and help button

How to use it ?

1- Create your model using component

a. Create components


Draw your components as usual. The best is to use the model axis system to create it. The dimensions (that you will change) should be an axis of the model axis (blue, green, red).

This will help the plugin to define automatically the vector.

b. Duplicate it if necessary your components in your model

c. Scale it using Sketchup scale tool

Use sketchup tool  to change the dimensions of your component in your model.



2- Launch the plugin : Plugin => BGSketchup => Bill of material

3- Enter parameters

a. Select on which area you want the plugin to list components :

All model : looks into all model component instance

Selected entities : only in the objects you selected in your model

4- Raise the bill of material :

a. Show the list :

Just click on button "Calculate/Refresh" to show it.

Calculate / Refresh				
Component name	Width	Depth	Height	Quantity
4' Fluorescent Light#4	920mm	285mm	107mm	1
92 cm	68mm	20mm	0mm	1
BGSketchup	763mm	141mm	0mm	1
Component#5	919mm	29mm	38mm	2
Composant#1	1045mm	845mm	2400mm	1
Equerre	45mm	45mm	45mm	15
Florecent Lamp Base	10mm	29mm	38mm	2
Florecent Lamp Base#1	10mm	29mm	38mm	2
Flourecent Light#4	10mm	29mm	38mm	2
Grouper#1	800mm	1045mm	20mm	1
Grouper#1	400mm	1045mm	20mm	1
Tube	45mm	45mm	800mm	12
Tube	45mm	45mm	400mm	2
Tube	45mm	45mm	955mm	4
Tube	45mm	45mm	2400mm	2
Tube	45mm	45mm	455mm	12
Tube	45mm	45mm	500mm	8
Tube	45mm	45mm	1600mm	8
on sketchucation	927mm	94mm	0mm	1
Export in CSV				
Export in HTML				

b. Export the list in CSV file by clicking on button "Export in CSV" or in Html format by clicking on button "Export in Html".

Options

“Check for updates on startup”

Allow the plugin to look at internet and check if you have the latest version of the plugin. (default = yes)

“Change language to”

Allow to change the language of the plugin (default = english)

You can help me translating the plugin in your favourite language. In that case, send me an e-mail (bg.sketchup@gmail.com) or translate file in BGSketchup/Bill_of_material/Rb/BOM_Localization.rb

Copyright and warranties :

Permission to use, copy, modify, and distribute this software for any purpose, and currently without fee, is hereby granted, provided that this text and the above copyright (c) notice appear in all copies. This software is provided "as is" and without any express or implied warranties, including, without limitation, the implied warranties of merchantability and fitness for a particular purpose.

Help file history :

29/08/2014 Creation of the document